



United Kingdom

RPS Group

www.rpsplc.co.uk

Directors Deals

Monitoring & Analysis

Company Snapshot Dated: Friday, 7 Nov, 2008

Fundamentals

Market Cap:	£350.1 million
Year End:	31 - Dec
P/E:	21.33
Dividend Yield:	1.01
Listing Date:	10-Apr-1995

Listings

EPIC:	RPS GB
SEDOL:	0759476
Shares In Issue:	212.2 million
Current Price:	£1.65
Traded In:	GB

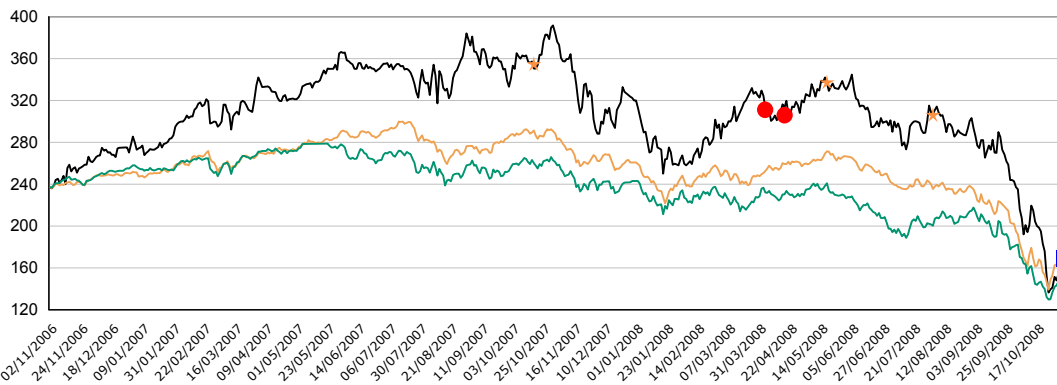
Ordinary Shares

Trade Bulletin (Traded YESTERDAY, Thursday)

Maximum Significance: 84

Total bought: **£50,700**Roger Devlin **maiden bought 30,000 @ £1.69.**

Share performance since (Index & ICB Sector rebased) 2-Nov-2006



Price	BUY
FTSE 250	Subscribe
Support Services	SELL
Close Period	SP-X
	Multiple

Results Dates

	Last	Next
INTERIM	31-Jul-08	31-Jul-09
FINAL	9-Apr-08	9-Apr-09

The Board and their Holdings (Percent of shares in issue)

⌘ = Other Directorships held

Executive	Total Holding: 1,704,706 (0.80%)	Score	Holding	GBP Value	⌘ Last traded
1 Hearne, Dr Alan Stephen	Chief Executive	35	482,030 (0.227%)	£0.80m	0 ↓ May-08
2 Young, Gary Richard	Finance Director	26	27,500 (0.013%)	£0.05m	0 ↔ May-08
3 Downen, Peter B		26	575,910 (0.271%)	£0.95m	0 ↓ May-08
4 Troup, Andrew Richard Gordo		26	269,266 (0.127%)	£0.44m	0 ↔ Aug-08
5 Williams, Philip		85	350,000 (0.165%)	£0.58m	0 ↓ Oct-07
Non-Executive	Total Holding: 60,000 (0.03%)	Score	Holding	GBP Value	⌘ Last traded
6 Land, Harold Brook	Chairman	11	30,000 (0.014%)	£0.05m	2
7 Bennett, John Henry		55	0		1
8 Charlton, Louise			0		0
9 Devlin, Roger		30	30,000 (0.014%)	£0.05m	1 ↑ Nov-08
10 Mcperson, Karen	Independent		0		0

History (Discretionary trades only)

F = Former, P = Person Dispensing Managerial Responsibility, SP-X = Sale Post Exercise

Directors announcing trades today

Other Directors

Troup, Andrew	4-Aug-08	SP-X	118,246	@	£3.06
Directors: 1,2,3,4	19-May-08	SP-X	407,194	@	£3.37
Downen, Peter	17-Apr-08	SELL	175,000	@	£3.06
Hearne, Alan	3-Apr-08	SELL	250,000	@	£3.11
Williams, Philip	18-Oct-07	SP-X	35,891	@	£3.54
Directors: 1,2,3,4,P	1-Sep-07	SP-X	571,862	@	£3.71

Financial Results

Dividends

Year	Turnover (m)	PBT (m)	EPS	Interim	Final	Annual
2008				1.8p(24-Sep)		= 1.8p
2007	GBP 363	44.48	14.7p	1.5p(26-Sep)	1.7p (9-Apr)	= 3.2p
2006	GBP 297	34.59	11.9p	1.3p(27-Sep)	1.4p (4-Apr)	= 2.8p
2005	GBP 218	24.25	9.01p	1.1p(28-Sep)	1.3p (5-Apr)	= 2.4p

www.directorsdeals.com



United Kingdom

BG Group

www.bg-group.com

Directors Deals

Monitoring & Analysis

Company Snapshot Dated: Friday, 7 Nov, 2008

Fundamentals

Market Cap:	£31,459 million
Year End:	31 - Mar
P/E:	
Dividend Yield:	0.54
Listing Date:	8-Dec-1986

Listings

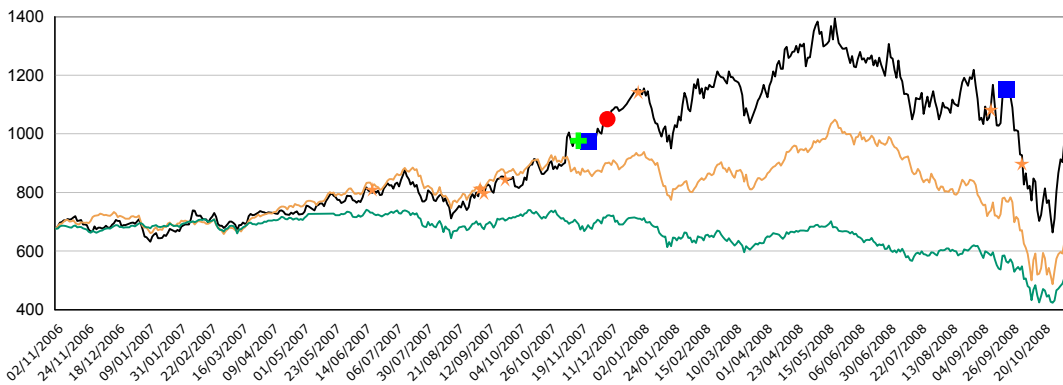
EPIC:	BG. GB
SEDOL:	0876289
Shares In Issue:	3,354 million
Current Price:	£9.38
Traded In:	GB, US, DE

Ordinary Shares

Trade Bulletin (Traded TODAY, Friday)

Maximum Significance: **83**Total bought: **£95,471**Peter Backhouse **bought 10,000 @ £9.55**, holding has increased 49% to 30,500.

Share performance since (Index & ICB Sector rebased) 2-Nov-2006



Price	BUY
FTSE 100	Subscribe
Oil & Gas Prod	SELL
Close Period	SP-X
	Multiple

Results Dates

	Last	Next
INTERIM	13-Nov-07	13-Nov-08
FINAL	29-May-07	29-May-08

The Board and their Holdings (Percent of shares in issue)

⌘ = Other Directorships held

Executive	Total Holding: 1,655,723 (0.05%)	Score	Holding	GBP Value	% Last traded
1 Chapman, Mr Frank Joseph	Chief Executive	9	1.12m (0.033%)	£10.4m	0 ↑ Sep-08
2 Almanza, Ashley Martin	Chief Financial Officer	9	540,132 (0.016%)	£5.07m	0 ↑ Sep-08
Non-Executive Total Holding: 247,041 (0.01%)					
3 Wilson, Sir Robert Peter	Chairman	83	80,000 (0.002%)	£0.75m	3 ↑ May-06
4 Backhouse, Mr Peter			30,500 (0.001%)	£0.29m	0 ↑ Nov-08
5 Dormann, Juergen		99	22,000 (0.001%)	£0.21m	6 ↑ Sep-06
6 Hogg, Baroness Sarah Elizabeth		61	6,585 (0.000%)	£0.06m	6 ↑ Nov-07
7 Hood, Dr John			0		0
8 Maning, Sir David		6	1,000 (0.000%)	£0.01m	0 ↑ Sep-08
9 Sharman, Lord Colin Lord of F		35	1,956 (0.000%)	£0.02m	7 ↑ Dec-01
10 Varin, Philippe		87	5,000 (0.000%)	£0.05m	1 ↑ Sep-06
11 Collins, Paul	Senior Independent Direc		100,000 (0.003%)	£0.94m	0 ↑ Dec-00

History (Discretionary trades only)

F = Former, P = Person Dispensing Managerial Responsibility, SP-X = Sale Post Exercise

Directors announcing trades today

Backhouse, Peter 22-Feb-01 BUY 8,000 @ £2.60

Other Directors

Duffy, Peter	3-Oct-08	SP-X	80,000	@	£8.96
Maning, David	23-Sep-08	BUY	1,000	@	£11.51
Carne, Mark	11-Sep-08	SP-X	100,000	@	£10.80
Duffy, Peter	31-Dec-07	SP-X	51,284	@	£11.40
Berget, Jorn	7-Dec-07	SELL	75,472	@	£10.50

Financial Results

Dividends

Year	Turnover (m)	PBT (m)	EPS	Interim	Final	Annual
2007	GBP 8,291	3,039	51.6p	3.6p(8-Aug)	5.8p(9-Apr)	= 9.4p
2006	GBP 7,136	3,285	51.4p	3.0p(9-Aug)	4.2p(11-Apr)	= 7.2p
2005	GBP 5,612	2,504	43.1p	1.9p(10-Aug)	4.1p(29-Mar)	= 6.0p
2004	GBP 4,053	1,499	25.1p	1.7p(4-Aug)	2.1p(30-Mar)	= 3.8p

www.directorsdeals.com



United Kingdom

Shire

www.shire.com

Directors Deals

Monitoring & Analysis

Company Snapshot Dated: Friday, 7 Nov, 2008

Fundamentals

Market Cap:	£4,410 million
Year End:	31 - Dec
P/E:	27.51
Dividend Yield:	0.37
Listing Date:	23-May-2008

Listings

EPIC:	SHP GB
SEDOL:	B2QKY05
Shares In Issue:	560.0 million
Current Price:	£7.88
Traded In:	GB, DE, US

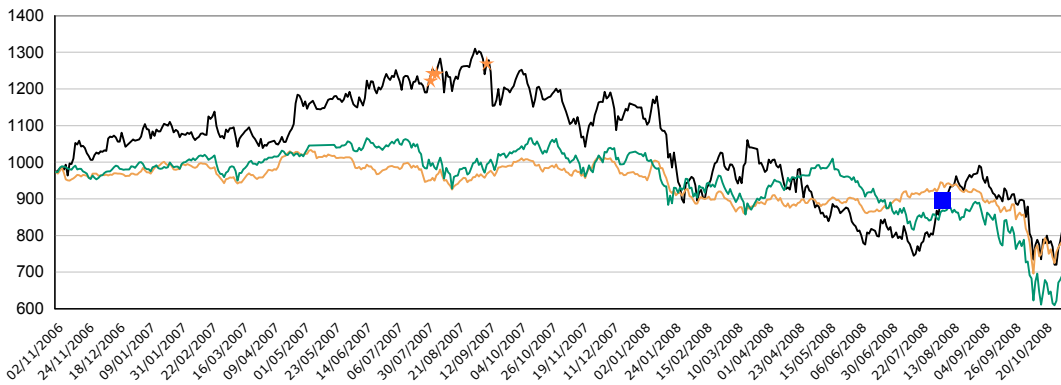
Ordinary Shares

Trade Bulletin (Traded YESTERDAY, Thursday)

Maximum Significance: **78**Total bought: **£117,450**David Mott **bought 15,000 @ \$12.4881**, holding has increased 33% to 60,000.

As ADR/ADS but shown as Ord equivalent

Share performance since (Index & ICB Sector rebased) 2-Nov-2006



Price	BUY
FTSE 100	Subscribe
Pharma & Biotech	SELL
Close Period	SP-X
	Multiple

Results Dates

	Last	Next
INTERIM	31-Jul-08	31-Jul-09
Q3	4-Nov-08	4-Nov-09
FINAL	21-Feb-08	21-Feb-09

The Board and their Holdings (Percent of shares in issue)

⌘ = Other Directorships held

Executive	Total Holding: 27,219 (0.00%)	Score	Holding	GBP Value	⌘ Last traded	
1 Russell, Angus Charles	Chief Executive Officer		23,219 (0.004%)	£0.18m	1 ↑ Jun-08	
2 Hetherington, Graham Charle	Chief Financial Officer	78	4,000 (0.001%)	£0.03m	1 ↑ Aug-08	
Non-Executive		Total Holding: 161,200 (0.03%)	Score	Holding	GBP Value	⌘ Last traded
3 Emmens, Matthew William	Chairman		56,444 (0.010%)	£0.44m	0 ↑ Aug-08	
4 Kappler, David John	Deputy Chairman	50	10,000 (0.002%)	£0.08m	4 ↑ Sep-06	
5 Langlois, Patrick			0		1	
6 Leiden, Dr. Jeffrey			0		0	
7 Mott, David			60,000 (0.011%)	£0.47m	1 ↑ Nov-08	
8 Nealon, Kathleen Anne		80	2,251 (0.000%)	£0.02m	2 ↑ Sep-06	
9 Price, Dr Barry John		81	31,350 (0.006%)	£0.25m	3	
10 Rosenblatt, Dr Michael			1,155 (0.000%)	£0.01m	0 ↑ Aug-08	

History (Discretionary trades only)

F = Former, P = Person Dispensing Managerial Responsibility, SP-X = Sale Post Exercise

Directors announcing trades today

Mott, David	30-Sep-08	BUY	15,000 @ \$15.81
Mott, David	11-Sep-08	BUY	15,000 @ \$16.00
Mott, David	25-Feb-08	BUY	15,000 @ \$19.64

Other Directors

Graham, Anita	3-Nov-08	SP-X	1,131 @ \$13.07
Hetherington, Graha	6-Aug-08	BUY	4,000 @ £8.96
Rosenblatt, Michael	1-Aug-08	BUY	1,155 @ \$17.43
Russell, Angus	13-Jun-08	BUY	6,000 @ \$15.67
Directors: 1,P	11-Sep-07	SP-X	126,496 @ £12.69

Financial Results

Dividends

Year	Turnover (m)	PBT (m)	EPS
2007	USD 2,436	31.40	15.3c
2006	USD 1,797	316.8	3.10c
2005	USD 1,599	-410.8	-36.4c
2004	USD 1,363	269.0	67.2c

Interim	Final	Annual
2.2c(12-Sep)	6.5c (12-Mar)	= 8.6c
1.9c(13-Sep)	5.3c (14-Mar)	= 7.2c
1.8c(14-Sep)	4.4c (15-Mar)	= 6.2c
1.8c(15-Sep)	3.9c (16-Mar)	= 5.7c

www.directorsdeals.com



United Kingdom

Wilmington Group

www.wilmington.co.uk**Directors Deals**

Monitoring & Analysis

Company Snapshot Dated: Friday, 7 Nov, 2008

Fundamentals

Market Cap:	£115.6 million
Year End:	30 - Jun
P/E:	16.80
Dividend Yield:	3.24
Listing Date:	6-Dec-1995

Listings

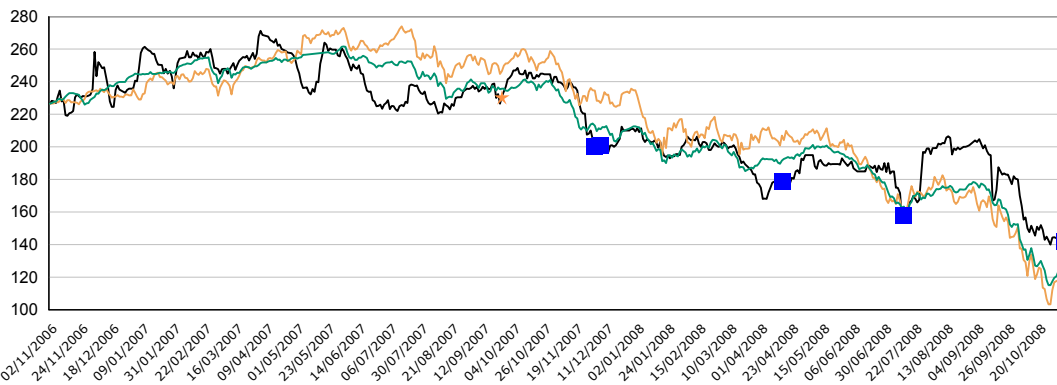
EPIC:	WIL GB
SEDOL:	0969231
Shares In Issue:	82.54 million
Current Price:	£1.40
Traded In:	GB, DE, US

Ordinary Shares

Trade Bulletin (Traded YESTERDAY, Thursday)

Maximum Significance: **77**Total bought: **£28,400**Mark Asplin **bought 20,000 @ £1.42**, holding has increased 94% to 41,390.

Share performance since (Index & ICB Sector rebased) 2-Nov-2006



Price	BUY
FTSE Small-Cap	Subscribe
Media	SELL
	SP-X
Close Period	Multiple

Results Dates

	Last	Next
INTERIM	27-Feb-08	27-Feb-09
FINAL	19-Sep-08	19-Sep-09

The Board and their Holdings (Percent of shares in issue)

⌘ = Other Directorships held

Executive	Total Holding: 8,106,947 (9.82%)	Score	Holding	GBP Value	Last traded
1 Brady, Charles.J	Chief Executive	90	3.38m (4.098%)	£4.74m	0 ↑ Apr-03
2 Brookes, Richard.Basil	Finance Director	78	845,662 (1.024%)	£1.18m	0 ↔ Sep-07
3 Conwell, Rory.A		15	3.88m (4.699%)	£5.43m	0 ↓ Jan-08
Non-Executive	Total Holding: 81,570 (0.10%)	Score	Holding	GBP Value	Last traded
4 Summers, David.L	Chairman	51	35,180 (0.043%)	£0.05m	0 ↑ Dec-07
5 Asplin, Mark		53	41,390 (0.050%)	£0.06m	0 ↑ Nov-08
6 Garthwaite, Terence.Brian		84	5,000 (0.006%)	£0.01m	2 ↑ Sep-05

History (Discretionary trades only)

F = Former, P = Person Dispensing Managerial Responsibility, SP-X = Sale Post Exercise

Directors announcing trades today

Asplin, Mark 6-Dec-07 **BUY** 18,000 @ £2.01

Other Directors

Smith, Neil	14-Jul-08	BUY	40,000	@	£1.58
Smith, Neil	16-Apr-08	BUY	9,340	@	£1.79
Summers, David	6-Dec-07	BUY	2,930	@	£2.01
Summers, David	3-Dec-07	BUY	5,750	@	£2.00
Directors: 2,P	26-Sep-07	SP-X	60,000	@	£2.30
Broome, Stephen	14-Dec-06	SELL	175,000	@	£2.41
Broome, Stephen	11-Dec-06	SELL	25,000	@	£2.50
Smith, Neil	6-Dec-06	SP-X	45,000	@	£2.42
Brookes, Richard	20-Oct-06	BUY	18,439	@	£2.17
Smith, Neil	20-Oct-06	SP-X	18,439	@	£2.17

Financial Results

Dividends

Year	Turnover (m)	PBT (m)	EPS	Interim	Final	Annual
2008	GBP 93.4	12.18	9.37p	2.3p(5-Mar)	4.7p (8-Oct)	= 7.0p
2007	GBP 81.5	12.53	10.2p	2.0p(21-Mar)	4.0p (10-Oct)	= 6.0p
2006	GBP 65.8	8.47	6.80p	1.3p(22-Mar)	2.7p (9-Aug)	= 4.0p
2005	GBP 80.5	7.84	5.71p	1.1p(9-Mar)	2.5p (5-Oct)	= 3.6p

www.directorsdeals.com



Fundamentals

Market Cap:	€51,973 million
Year End:	31 - Mar
P/E:	
Dividend Yield:	0.71
Listing Date:	1-Jul-2005

Listings

EPIC:	SAN ES
SEDOL:	5705946
Shares In Issue:	6,395 million
Current Price:	€8.11
Traded In:	GB, US, PT, MX, DE, IT, NL, AR, ES

Ordinary Shares

Trade Bulletin (Traded 29th October)

Maximum Significance: 71

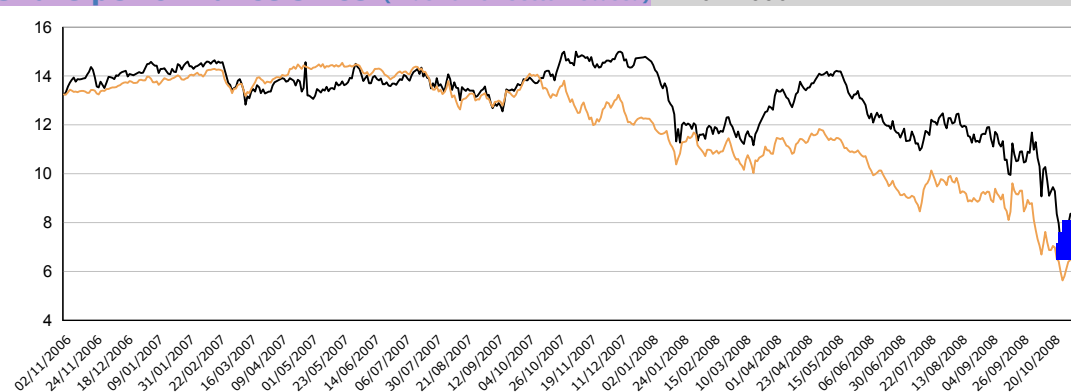


Total bought: **€91,794**



Luis Alberto Salazar-Simpson Bos **bought 15,688 @ €7.3000**, holding has increased 12% to 151,464.

Share performance since (Index & ICB Sector rebased) 2-Nov-2006



- Price
- Banks
- Close Period
- BUY
- Subscribe
- SELL
- SP-X
- Multiple

The Board and their Holdings (Percent of shares in issue)

⌘ = Other Directorships held

Executive	Total Holding: 75,821,619 (1.19%)	Score	Holding	EUR Value	⌘ Last traded
1 Botin-Sanz de Sautuola Y Ga	Chairman	100	61.61m (0.963%)	499m	1 ↑ Oct-08
2 Saenz Abad, Alfredo	Vice Chairman & Chief Ex	100	1.65m (0.026%)	13.3m	1 ↑ Feb-08
3 de Asua Alvarez, Fernando	Vice Chairman	99	71,593 (0.001%)	0.58m	1 ↑ Aug-08
4 Rodriguez Inciarte, Matias Per	Vice Chairman	100	709,013 (0.011%)	5.75m	1 ↑ May-08
5 Soto Serrano, Manuel	Vice Chairman	100	315,090 (0.005%)	2.56m	3 ↑ Oct-08
6 Botin-Sanz Sautola O'Shea, /		100	9.02m (0.141%)	73.1m	2 ↑ Feb-08
7 Luzon y Lopez, Francisco		100	1.44m (0.023%)	11.7m	1 ↑ May-08
8 Rodriguez Inciarte, Juan		100	1.01m (0.016%)	8.20m	1 ↑ May-03
Non-Executive	Total Holding: 14,403,551 (0.23%)	Score	Holding	Value	⌘ Last traded
9 Bernheim, Antoine	Shareholder Representati				8
10 Inciarte, Juan, Rodriguez	Shareholder Representati				2
11 Basagoiti Garcia Tunon, Antor	Independent	100	640,000 (0.010%)	5.19m	1 ↑ May-08
12 Botin-Sanz Sautuola O'Shea		100	10.14m (0.159%)	82.2m	0 ↓ May-08
13 Burns, Lord Terence		38	27,101 (0.000%)	0.22m	6
14 de la Dehesa Romero, Guillerr	Independent		100 (0.000%)	0.00m	1
15 Echenique Gordillo, Rodrigo			658,942 (0.010%)	5.34m	0
16 Escamez Torres, Antonio		100	599,508 (0.009%)	4.86m	0 ↑ Jun-08
17 Matutes Juan, Abel	Independent	41	2.17m (0.034%)	17.6m	1 ↑ Jun-08
18 Rojo Duque, Luis, Angel	Independent		1 (0.000%)	0.00m	1
19 Salazar-Simpson Bos, Luis	Independent	58	151,464 (0.002%)	1.23m	0 ↑ Oct-08
20 Tocino Biscarolasaga, Isabel	Independent	19	11,995 (0.000%)	0.10m	0 ↑ Oct-08

History (Discretionary trades only)

F = Former, P = Person Dispensing Managerial Responsibility, SP-X = Sale Post Exercise

Directors announcing trades today

Salazar-Simpson Bos	14-May-08	SELL	15,000 @ €14.17
Salazar-Simpson Bos	19-Dec-07	BUY	15,000 @ €14.35
Salazar-Simpson Bos	7-Sep-07	BUY	22,900 @ €13.10
Salazar-Simpson Bos	22-Jun-06	BUY	55,000 @ €10.96

Other Directors

Botin-Sanz de Sautu	31-Oct-08	BUY	3,617,000 @ €7.78
Tocino Biscarolasaga	29-Oct-08	BUY	5,500 @ €7.26
Soto Serrano, Manue	28-Oct-08	BUY	35,090 @ €6.80
de Asua Alvarez, Feri	15-Aug-08	BUY	287 @ €12.16
Directors: 16,17,20	24-Jun-08	BUY	444,500 @ €11.83
Matutes Juan, Abel	20-Jun-08	BUY	603,000 @ €11.84

Financial Results

Dividends

Year	Turnover (m)	PBT (m)	EPS	Q1	Interim	Q3	Final	Annual
2007	EUR	27,095	10,910	143c	12c(1-Aug)	12c(1-Nov)	12c(1-Feb)	28c(1-May) = 65c



United Kingdom

Empresaria Group

www.empresaria.com

Directors Deals

Monitoring & Analysis

Company Snapshot Dated: Friday, 7 Nov, 2008

Fundamentals

Market Cap:	£13.06 million
Year End:	31 - Dec
P/E:	10.83
Dividend Yield:	0.60
Listing Date:	3-Nov-2004

Listings

EPIC:	EMR GB
SEDOL:	B0358N0
Shares In Issue:	33.91 million
Current Price:	£0.39
Traded In:	GB, DE

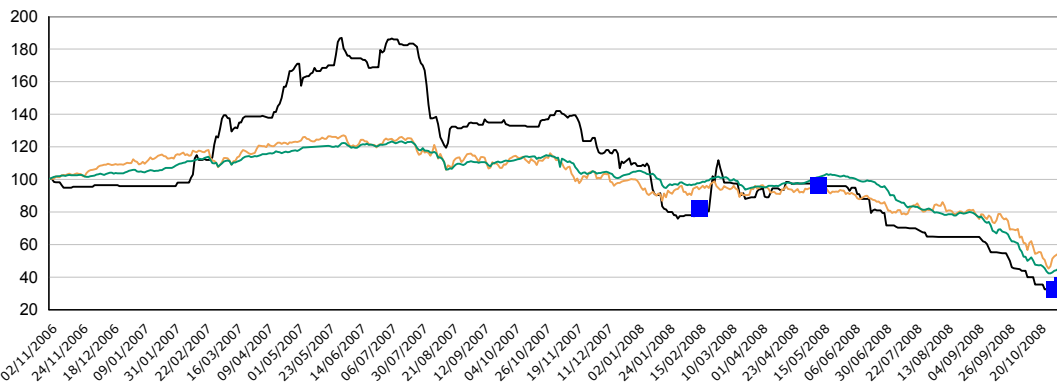
Ordinary Shares

Trade Bulletin (Traded 5th November)

Maximum Significance: 69

Total bought: **£130,813**Anthony Martin **bought 373,750 @ £0.35**, holding has increased 7% to 5,615,368.

Share performance since (Index & ICB Sector rebased) 2-Nov-2006



Price	BUY
AIM	Subscribe
Support Services	SELL
Close Period	SP-X
	Multiple

Results Dates

	Last	Next
INTERIM	9-Sep-08	9-Sep-09
FINAL	18-Apr-08	18-Apr-09

The Board and their Holdings (Percent of shares in issue)

⌘ = Other Directorships held

Executive	Total Holding	Score	Holding	GBP Value	Last traded
1 Hunt, Miles, William, Rupert	3,847,571 (11.35%)	85	3.84m (11.3%)	£1.48m	1 ⇄ Aug-07
2 Kilpatrick, Stuart, Charles			10,000 (0.029%)	£0.00m	0
Non-Executive	Total Holding	Score	Holding	GBP Value	Last traded
3 Martin, Anthony, Victor	5,630,368 (16.60%)	92	5.62m (16.6%)	£2.16m	1 ↑ Nov-08
4 Freer, Penny			15,000 (0.044%)	£0.01m	0
5 Miles, Zach			0		0

History (Discretionary trades only)

F = Former, P = Person Dispensing Managerial Responsibility, SP-X = Sale Post Exercise

Directors announcing trades today

Martin, Anthony	13-May-08	BUY	400,000 @	£0.96
Martin, Anthony	15-Feb-08	BUY	500,000 @	£0.82
Martin, Anthony	6-Jan-06	BUY	958,041 @	£0.66

Other Directors

Hall-Palmer, Nicholas	30-Oct-08	BUY	4,000 @	£0.33
Sheffield, Timothy	6-Jan-06	SELL	205,000 @	£0.66
Hunt, Miles	3-Jun-05	BUY	200,000 @	£0.62

Financial Results

Dividends

Year	Turnover (m)	PBT (m)	EPS	Interim	Final	Annual
2007	GBP 148	5.99	8.40p			
2006	GBP 75.5	2.13	6.70p		0.5p (18-Jul)	= 0.5p
2005	GBP 54.1	1.61	3.12p		0.5p (19-Jul)	= 0.5p
2004	GBP 45.4	0.74	1.38p		0.4p (22-Jun)	= 0.4p

www.directorsdeals.com



Hambledon Mining

United Kingdom

www.hambledon-mining.com

Directors Deals

Monitoring & Analysis

Company Snapshot Dated: Friday, 7 Nov, 2008

Fundamentals

Market Cap: £11.73 million
 Year End: 31 - Dec
 P/E:
 Dividend Yield:
 Listing Date: 10-Jun-2004

Listings

EPIC: **HMB GB**
 SEDOL: B015PT7
 Shares In Issue: 469.2 million
 Current Price: **£0.03**
 Traded In: GB, DE, US

Ordinary Shares

Trade Bulletin (Traded TODAY, Friday)

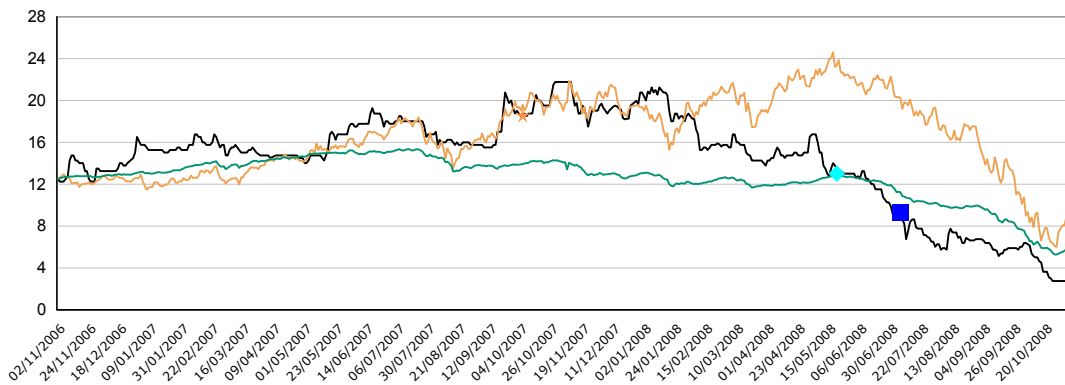
Total bought: **£26,300**

Maximum Significance: **67**



Neil Stevenson **maiden bought 1,000,000 @ £0.03.**

Share performance since (Index & ICB Sector rebased) 2-Nov-2006



Price
 AIM
 Mining
 Close Period
 BUY
 Subscribe
 SELL
 SP-X
 Multiple

Results Dates

	Last	Next
INTERIM	18-Sep-08	18-Sep-09
FINAL	9-Jun-08	9-Jun-09

The Board and their Holdings (Percent of shares in issue)

Executive		Total Holding: 91,198,936 (19.44%)	Score	Holding	GBP Value	⌘ Last traded
1	Bridgen, Nicholas Chief Executive			90.20m (19.2%)	£2.25m	<u>0</u> ↑ May-08
2	Stevenson, Neil.Robert			1,000,000 (0.213%)	£0.03m	<u>0</u> ↑ Nov-08
3	Yerkeyev, Baurzhan			0		<u>0</u>
Non-Executive		Total Holding: 3,142,116 (0.67%)	Score	Holding	GBP Value	⌘ Last traded
4	Eccles, George Chairman		87	144,750 (0.031%)	£0.00m	<u>1</u> ↑ Jan-07
5	Thomas, Christopher.James		4	3.00m (0.639%)	£0.07m	<u>0</u> ↑ Jul-08

History (Discretionary trades only)

F = Former, P = Person Dispensing Managerial Responsibility, SP-X = Sale Post Exercise

Directors announcing trades today

Other Directors

Thomas, Christopher	7-Jul-08	BUY	100,000	@	£0.09
Pyper, Randall	5-Oct-07	SP-X	280,000	@	£0.19
Eccles, George	27-Sep-06	BUY	25,000	@	£0.14
Shomaev, Alzhan	13-Jul-05	SELL	6,650,000	@	£0.09
Eccles, George	8-Jun-05	BUY	14,000	@	£0.07
Eccles, George	4-Apr-05	BUY	62,500	@	£0.09

Financial Results

Year	Turnover (m)	PBT (m)	EPS
2007	GBP 0.00	-4.38	-1.04p
2006	GBP 0.00	-0.68	-0.19p
2005	GBP 0.00	-0.60	-0.24p
2004	GBP 0.00	-0.44	-0.22p

Dividends

Interim	Final	Annual
---------	-------	--------



United Kingdom

Eurasia Drilling Company Ltd

www.eurasiadrilling.com

Directors Deals

Monitoring & Analysis

Company Snapshot Dated: Friday, 7 Nov, 2008

Fundamentals

Market Cap:
 Year End:
 P/E:
 Dividend Yield:
 Listing Date: 7-Nov-2007

Listings

EPIC:
 SEDOL:
 Shares In Issue: 147.0 million
 Current Price:
 Traded In: GB

Global Depository Rece

EDCL GB
 B289L09

Trade Bulletin (Traded 30th October)

Maximum Significance: 100



Total bought: £237,229

★ ★ ★ ★ ★
 \$122,303

Alexander Bogachev **bought 22,400 @ \$5.4600**, holding has increased 357% to 28,670.

★ ★ ★ ★ ★
 \$72,619

Taleh Aleskerov **bought 13,300 @ \$5.4600**, holding has increased 357% to 17,030.

★ ★ ★ ★ ★
 \$187,277

Alexander Djaparidze **bought 34,300 @ \$5.4600**.

GDRs representing shares



Graph not available

The Board and their Holdings (Percent of shares in issue)

⌘ = Other Directorships held

Executive	Total Holding: 62,441,719 (42.49%)	Score	Holding	Value	⌘ Last traded
1 Djaparidze,Alexander Chief Executive			62.44m (42.5%)		0 ↑ Oct-08
Non-Executive	Total Holding: 8,200 (0.01%)	Score	Holding	Value	⌘ Last traded
2 Gillford,Lord Patrick Chairman			8,200 (0.006%)		1 ↑ Oct-08
3 Gremillion,Todd					0
4 Hansen,Martin					0
5 Huck,Rene					1
6 Shokhin,Alexander					1
7 Vladimirov,Albert					0
PDMR	Total Holding: 45,700 (0.03%)	Score	Holding	Value	⌘ Last traded
8 Aleskerov,Taleh			17,030 (0.012%)		0 ↑ Oct-08
9 Bogachev,Alexander			28,670 (0.020%)		0 ↑ Oct-08

History (Discretionary trades only)

F = Former, P = Person Dispensing Managerial Responsibility, SP-X = Sale Post Exercise

Directors announcing trades today

Djaparidze, Alexande 15-Oct-08 BUY 9,600 @ \$9.04
 Bogachev, Alexander 15-Oct-08 BUY 6,270 @ \$9.04
 Aleskerov, Taleh 15-Oct-08 BUY 3,730 @ \$9.04

Other Directors

Gillford, Patrick 31-Oct-08 BUY 2,900 @ \$5.52
 Stinemetz, S. Dougl 29-Oct-08 BUY 5,000 @ \$4.90
 Gillford, Patrick 20-Oct-08 BUY 5,300 @ \$5.49
 Stinemetz, S. Dougl 16-Oct-08 BUY 10,000 @ \$7.00
 Stinemetz, S. Dougl 6-Oct-08 BUY 17,000 @ \$12.72



Fundamentals

Market Cap:	£22.09 million
Year End:	28 - Jun
P/E:	
Dividend Yield:	
Listing Date:	26-May-2005

Listings

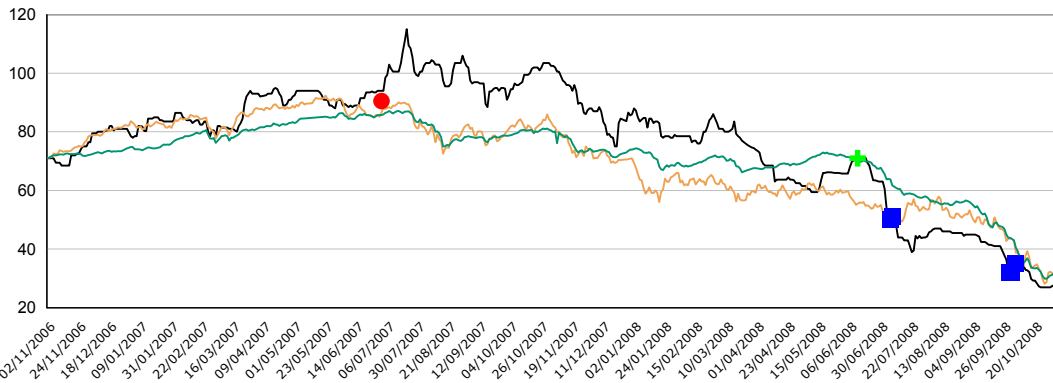
EPIC:	PWR GB
SEDOL:	B08JHZ2
Shares In Issue:	81.82 million
Current Price:	£0.27
Traded In:	GB

Ordinary Shares

Trade Bulletin (Traded TODAY, Friday)

Maximum Significance: **62**Total bought: **£60,750**Claude Littner **bought 225,000 @ £0.27**, holding has increased 5% to 5,009,506.

Share performance since (Index & ICB Sector rebased) 2-Nov-2006



Price	BUY
AIM	Subscribe
Travel & Leisure	SELL
	SP-X
Close Period	Multiple

Results Dates

	Last	Next
INTERIM	14-Mar-08	14-Mar-09
FINAL	2-Oct-08	2-Oct-09

The Board and their Holdings (Percent of shares in issue)

⌘ = Other Directorships held

Executive	Total Holding: 8,744,265 (10.69%)	Score	Holding	GBP Value	⌘ Last traded
1 Littner, Claude.Manuel	Chairman	58	5.01m (6.123%)	£1.35m	3 ↑ Nov-08
2 Tracey, Sean.Paul	Chief Executive	15	3.28m (4.004%)	£0.88m	0 ↑ Oct-08
3 Beckwith, Sheena.Marion	Finance Director	92	458,488 (0.560%)	£0.12m	0 ↓ Jun-08
Non-Executive	Total Holding: 154,090 (0.19%)	Score	Holding	GBP Value	⌘ Last traded
4 Bentley, Simon.Anthony		73	10,000 (0.012%)	£0.00m	1 ↑ Nov-05
5 Breslauer, Keith.M			0		0
6 Mallett, Andrew.Howard		88	59,090 (0.072%)	£0.02m	0 ↑ Apr-07
7 Orchard-Lisle, Paul.David		70	85,000 (0.104%)	£0.02m	3 ↑ Oct-08

History (Discretionary trades only)

F = Former, P = Person Dispensing Managerial Responsibility, SP-X = Sale Post Exercise

Directors announcing trades today

Littner, Claude	2-Oct-08	BUY	840,000 @	£0.32
Littner, Claude	8-Jul-08	BUY	98,039 @	£0.51
Littner, Claude	7-Jul-08	BUY	290,000 @	£0.50

Other Directors

Orchard-Lisle, Paul	6-Oct-08	BUY	85,000 @	£0.35
Tracey, Sean	1-Oct-08	BUY	840,000 @	£0.32
Tracey, Sean	8-Jul-08	BUY	98,039 @	£0.51
Tracey, Sean	7-Jul-08	BUY	285,000 @	£0.50
Beckwith, Sheena	12-Jun-08	SELL	166,510 @	£0.71
Tracey, Sean	12-Jun-08	BUY	275,000 @	£0.71
Hall, Jeremy	3-Jul-07	SELL	50,961 @	£0.91
Mallett, Andrew	13-Apr-07	BUY	25,000 @	£0.93
Hall, Jeremy	10-Apr-07	SELL	25,000 @	£0.93
Bentley, Simon	25-Nov-05	BUY	10,000 @	£0.64

Financial Results

Dividends

Year	Turnover (m)	PBT (m)	EPS	Interim	Final	Annual
2008	GBP 26.3	4.96	4.07p		1.1p	= 1.1p
2007	GBP 23.0	4.96	4.47p		1.1p (7-Nov)	= 1.1p
2006	GBP 20.5	3.23	2.69p		0.8p (8-Nov)	= 0.8p



United Kingdom

St Ives

www.st-ives.co.uk

Directors Deals

Monitoring & Analysis

Company Snapshot Dated: Friday, 7 Nov, 2008

Fundamentals

Market Cap:	£77.92 million
Year End:	1 - Aug
P/E:	13.77
Dividend Yield:	8.66
Listing Date:	3-Oct-1985

Listings

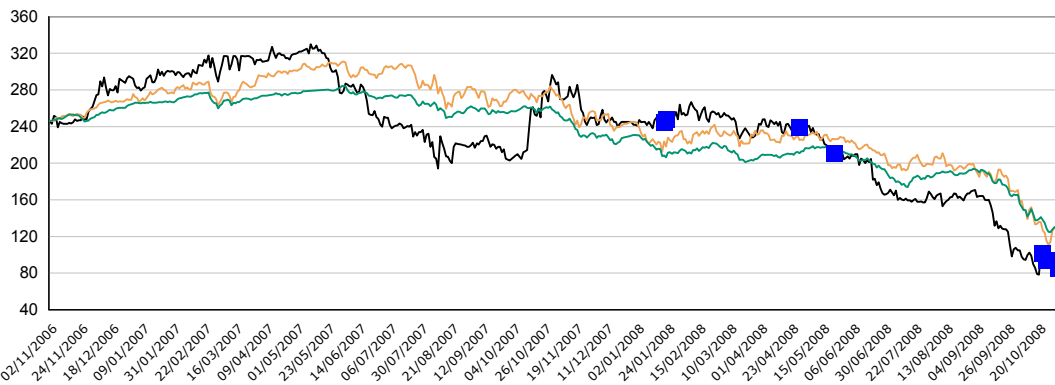
EPIC:	SIV GB
SEDOL:	0768900
Shares In Issue:	103.6 million
Current Price:	£0.75
Traded In:	GB, US

Ordinary Shares

Trade Bulletin (Traded 3rd November)

Total bought: **£16,936**Maximum Significance: **55**David Wilbraham **bought 20,000 @ £0.85**, holding has increased 44% to 65,000.

Share performance since (Index & ICB Sector rebased) 2-Nov-2006



Price	BUY
FTSE Small-Cap	Subscribe
Support Services	SELL
Close Period	SP-X
	Multiple

Results Dates

	Last	Next
INTERIM	1-Apr-08	1-Apr-09
FINAL	16-Oct-08	16-Oct-09

The Board and their Holdings (Percent of shares in issue)

⌘ = Other Directorships held

Executive	Total Holding: 548,256 (0.53%)	Score	Holding	GBP Value	% Last traded
1 Edwards, Brian Charles	Chief Executive Officer	20	528,725 (0.511%)	£0.40m	0 ↑ Jan-08
2 Martell, Patrick	Divisional Managing Direc	7	14,789 (0.014%)	£0.01m	0 ↑ Jan-08
3 Armitage, Matthew	Finance Director		0		0
4 Ward, Simon	Divisional Managing Direc	18	4,742 (0.005%)	£0.00m	0 ↑ May-08
5 Angstrom, Wayne		91	0		0 ↓ May-07
Non-Executive	Total Holding: 189,884 (0.18%)	Score	Holding	GBP Value	% Last traded
6 Emley, Miles Lovelace Beretor	Chairman	41	105,884 (0.102%)	£0.08m	1 ↑ Nov-02
7 Best, David		10	3,000 (0.003%)	£0.00m	0 ↑ Dec-06
8 Marquis, Simon John		23	3,000 (0.003%)	£0.00m	0 ↑ Apr-08
9 Stillwell, Richard		20	13,000 (0.013%)	£0.01m	3 ↑ Oct-08
10 Wilbraham, Dr David John		65	65,000 (0.063%)	£0.05m	2 ↑ Nov-08

History (Discretionary trades only)

F = Former, P = Person Dispensing Managerial Responsibility, SP-X = Sale Post Exercise

Directors announcing trades today

Wilbraham, David	24-Oct-08	BUY	30,000 @	£0.94
Wilbraham, David	18-Apr-00	BUY	5,000 @	£4.63
Wilbraham, David	27-Jan-99	BUY	3,000 @	£3.92

Other Directors

Stillwell, Richard	22-Oct-08	BUY	10,000 @	£1.01
Ward, Simon	23-May-08	BUY	4,742 @	£2.11
Marquis, Simon	29-Apr-08	BUY	3,000 @	£2.39
Edwards, Brian	23-Jan-08	BUY	13,608 @	£2.48
Martell, Patrick	22-Jan-08	BUY	8,136 @	£2.44
Angstrom, Wayne	1-May-07	SELL	126,755 @	£3.17

Financial Results

Dividends

Year	Turnover (m)	PBT (m)	EPS	Interim	Final	Annual
2008	GBP 439	32.36	15.8p	5.0p(16-Apr)	12p (5-Nov)	= 17p
2007	GBP 425	27.56	19.8p	5.0p(18-Apr)	12p (7-Nov)	= 17p
2006	GBP 383	24.18	15.6p	5.0p(19-Apr)	12p (8-Nov)	= 17p
2005	GBP 419	20.24	11.1p	5.0p(20-Apr)	12p (2-Nov)	= 17p

www.directorsdeals.com



United Kingdom

3i Group

www.3i.com**Directors Deals**
Monitoring & Analysis

Company Snapshot Dated: Friday, 7 Nov, 2008

Fundamentals

Market Cap:	£1,976 million
Year End:	31 - Mar
P/E:	3.77
Dividend Yield:	1.98
Listing Date:	18-Jul-1994

Listings

EPIC:	III GB
SEDOL:	B1YW440
Shares In Issue:	383.7 million
Current Price:	£5.15
Traded In:	GB, DE, US

Ordinary Shares**Trade Bulletin (Traded YESTERDAY, Thursday)**

Maximum Significance: 51

Total bought: **£52,266**

★★★★★
£27,270

Sarah Hogg **bought 5,000 @ £5.45**, holding has increased 18% to 32,187.

★★★★★
£3,180

Richard Meddings **bought 583 @ £5.45**.

★★★★★
£5,454

Christine Morin-Postel **bought 1,000 @ £5.45**, holding has increased 13% to 8,872.

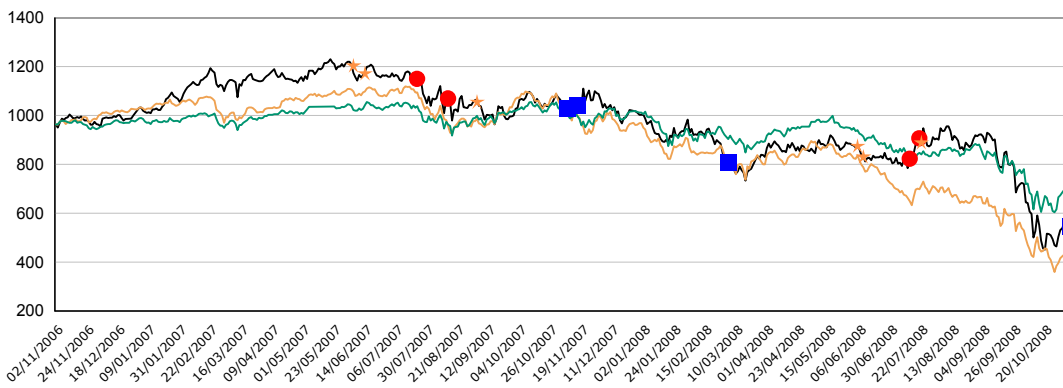
★★★★★
£5,454

Robert Smith **bought 1,000 @ £5.45**, holding has increased 10% to 11,064.

★★★★★
£5,454

Robert Swannell **bought 1,000 @ £5.45**, holding has increased 8% to 13,000.

★★★★★
£5,454

Oliver Stocken **bought 1,000 @ £5.45**, holding has increased 4% to 23,944.**Share performance since (Index & ICB Sector rebased) 2-Nov-2006**

Price	BUY
FTSE 100	Subscribe
Financial Serv.	SELL
	SP-X
Close Period	Multiple

Results Dates

	Last	Next
INTERIM	7-Nov-07	7-Nov-08
FINAL	15-May-08	15-May-09

The Board and their Holdings (Percent of shares in issue)

⌘ = Other Directorships held

Executive	Total Holding: 899,016 (0.23%)	Score	Holding	GBP Value	⌘ Last traded
1 Yea, Philip Edward	Chief Executive	75	420,230 (0.110%)	£2.16m	4 ↑ Jul-08
2 Ball, Simon Peter	Finance Director	89	79,443 (0.021%)	£0.41m	1 ↑ Jul-08
3 Wilson, Julia	Finance Director Designat				0
4 Queen, Michael James	Managing Partner	69	399,343 (0.104%)	£2.06m	1 ↓ Sep-07
Non-Executive	Total Holding: 89,067 (0.02%)	Score	Holding	GBP Value	⌘ Last traded
5 Hogg, Baroness Sarah Eliz	Chairman	61	32,187 (0.008%)	£0.17m	6 ↑ Nov-08
6 Stocken, Oliver Henry Jam	Deputy Chairman	64	23,944 (0.006%)	£0.12m	10 ↑ Nov-08
7 Meddings, Richard Henry		59			1 ↑ Nov-08
8 Mesdaq, William			0		1
9 Morin-Postel, Christine J M		40	8,872 (0.002%)	£0.05m	5 ↑ Nov-08
10 Smith, Sir Robert Courtney		74	11,064 (0.003%)	£0.06m	2 ↑ Nov-08
11 Swannell, Robert William J		26	13,000 (0.003%)	£0.07m	2 ↑ Nov-08

History (Discretionary trades only)

F = Former, P = Person Dispensing Managerial Responsibility, SP-X = Sale Post Exercise

Directors announcing trades today

Morin-Postel, Christir	15-Nov-07	BUY	2,000 @ £10.35
Directors: 5,6,9,10,1	8-Nov-07	BUY	9,000 @ £10.27
Morin-Postel, Christir	10-May-07	BUY	3,000 @ £11.83
Smith, Robert	3-Aug-06	BUY	5,112 @ £9.13

Other Directors

Waller, Paul	22-Jul-08	SP-X	13,874 @ £8.88
Directors: P,P	21-Jul-08	SELL	36,585 @ £9.07
Yea, Philip	14-Jul-08	SELL	60,831 @ £8.24
Directors: P,P	10-Jun-08	SP-X	19,251 @ £8.30

Financial Results**Dividends**

Year	Turnover (m)	PBT (m)	EPS	Interim	Final	Annual
2008	GBP 1,041	834.0	208p	6.1p	11p	= 17p
2007	GBP 1,406	1,059	221p	5.8p	10p	= 16p
2006	GBP 1,053	855.0	153p	5.5p	9.7p	= 15p
2005	GBP 1,053	501.0	88.6p	5.3p	9.3p	= 15p

www.directorsdeals.com



India

Gitanjali Gems Limited

www.gitanjaligroup.com

Directors Deals

Monitoring & Analysis

Company Snapshot Dated: Friday, 7 Nov, 2008

Fundamentals

Market Cap: \$147.1 million
 Year End:
 P/E:
 Dividend Yield:
 Listing Date: 10-Mar-2006

Listings

EPIC: **532715 IN**
 SEDOL: B0Z3SK9
 Shares In Issue: 85.06 million
 Current Price: **Rp83.15**
 Traded In: IN

Ordinary Shares

Trade Bulletin (Traded YESTERDAY, Thursday)

Maximum Significance: 49



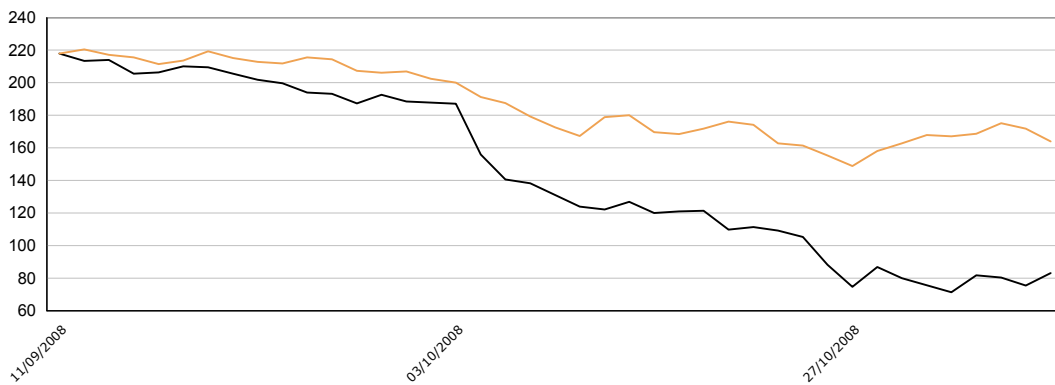
Total bought: **£34,687**



Mehul Choksi **bought 32,000 @ Rp0.0000.**

Price not reported

Share performance since (Index & ICB Sector rebased) 11-Sep-2008



- Price
- Personal Goods
- Close Period
- BUY
- Subscribe
- SELL
- SP-X
- Multiple

The Board and their Holdings (Percent of shares in issue)

⌘ = Other Directorships held

Executive	Total Holding: 35,179,000 (41.36%)	Score	Holding	USD Value	Last traded
1 Choksi, Mehul.C	Chairman & Managing Dir	2	35.18m (41.4%)	60.8m	0 ↑ Nov-08
2 Nair, G.K	Finance Director				0
3 Voorn, Adrianus					0
Non-Executive		Score	Holding	Value	Last traded
4 Chukkapalli, Suresh					0
5 Krishnan, S					0
6 Shah, Prakash.D					0
7 Shah, Sujal.A					0
8 Sheth, Dhaneesh					0

History (Discretionary trades only)

F = Former, P = Person Dispensing Managerial Responsibility, SP-X = Sale Post Exercise

Directors announcing trades today

Choksi, Mehul	4-Nov-08	BUY	18,000
Choksi, Mehul	3-Nov-08	BUY	90,000
Choksi, Mehul	31-Oct-08	BUY	290,000
Choksi, Mehul	28-Oct-08	BUY	25,000
Choksi, Mehul	27-Oct-08	BUY	89,000
Choksi, Mehul	20-Oct-08	BUY	162,500
Choksi, Mehul	17-Oct-08	BUY	78,382
Choksi, Mehul	16-Oct-08	BUY	154,000
Choksi, Mehul	14-Oct-08	BUY	96,307
Choksi, Mehul	8-Oct-08	BUY	40,333
Choksi, Mehul	7-Oct-08	BUY	207,921
Choksi, Mehul	30-Sep-08	BUY	97,222

Other Directors



United Kingdom

Mediterranean Oil & Gas

www.medoilgas.com

Directors Deals

Monitoring & Analysis

Company Snapshot Dated: Friday, 7 Nov, 2008

Fundamentals

Market Cap:	£20.04 million
Year End:	30 - Jun
P/E:	
Dividend Yield:	
Listing Date:	16-Nov-2005

Listings

EPIC:	MOG GB
SEDOL:	B0MZGF9
Shares In Issue:	38.91 million
Current Price:	£0.52
Traded In:	GB, DE, US

Ordinary Shares

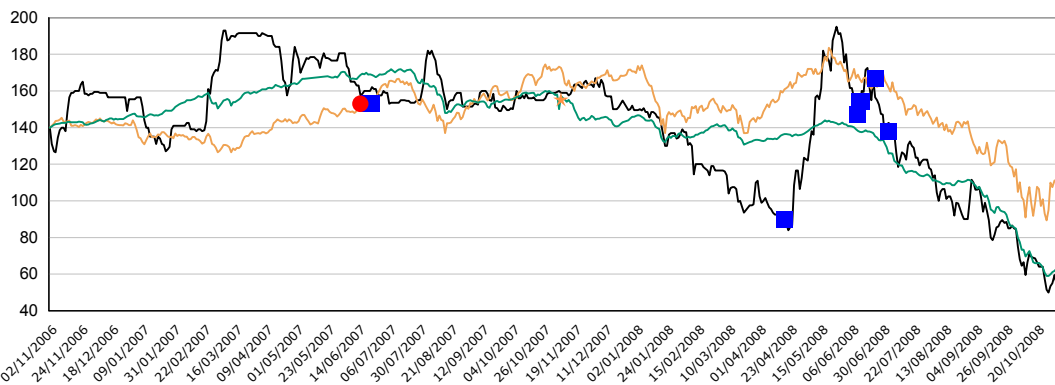
Trade Bulletin (Traded TODAY, Friday)

Maximum Significance: 45

Total bought: **£25,000**Anthony Trevisan **bought 50,000 @ £0.50**, holding has increased 3% to 2,040,278.

By Transcontinental Investments Pty Ltd of which director is a director and controller

Share performance since (Index & ICB Sector rebased) 2-Nov-2006



Price	BUY
AIM	Subscribe
Oil & Gas Prod	SELL
SP-X	SP-X
Close Period	Multiple

Results Dates

	Last	Next
INTERIM	7-Mar-08	7-Mar-09
FINAL	29-Nov-07	29-Nov-08

The Board and their Holdings (Percent of shares in issue)

⌘ = Other Directorships held

Executive	Total Holding: 2,040,278 (5.24%)	Score	Holding	Value	⌘ Last traded
1 Morandi, Sergio	Chief Executive		0		0
2 Trevisan, Anthony		14	2.04m (5.243%)	£1.05m	0 ↑ Nov-08
Non-Executive	Total Holding: 493,344 (1.27%)	Score	Holding	GBP Value	⌘ Last traded
3 Bonte-Friedheim, Michael	Chairman	43	293,000 (0.753%)	£0.15m	1 ↑ Jun-08
4 Clutterbuck, Peter.R		54	200,344 (0.515%)	£0.10m	1 ↓ Jun-07
5 Russo, Salvatore			0		0

History (Discretionary trades only)

F = Former, P = Person Dispensing Managerial Responsibility, SP-X = Sale Post Exercise

Directors announcing trades today

Trevisan, Anthony	3-Jul-08	BUY	10,000	@	£1.38
Trevisan, Anthony	12-Jun-08	BUY	10,000	@	£1.54
Trevisan, Anthony	11-Jun-08	BUY	20,000	@	£1.47
Trevisan, Anthony	8-Nov-07	SP-X	350,000	@	£1.55
Trevisan, Anthony	25-Jun-07	BUY	30,000	@	£1.53

Other Directors

Bonte-Friedheim, Mic	24-Jun-08	BUY	30,000	@	£1.67
Bonte-Friedheim, Mic	24-Jun-08	BUY	10,000	@	£1.60
Bonte-Friedheim, Mic	13-Jun-08	BUY	10,000	@	£1.54
Bonte-Friedheim, Mic	18-Apr-08	BUY	15,000	@	£0.90
Bonte-Friedheim, Mic	22-Jun-07	BUY	40,000	@	£1.53
Clutterbuck, Peter	15-Jun-07	SELL	80,000	@	£1.53
Bonte-Friedheim, Mic	29-Jan-07	BUY	100,000	@	£1.30
Bonte-Friedheim, Mic	16-Jun-06	BUY	13,000	@	£2.09
Clutterbuck, Peter	15-Jun-06	SELL	50,000	@	£1.81
Clutterbuck, Peter	18-Apr-06	SELL	100,000	@	£1.47

Financial Results

Year	Turnover (m)	PBT (m)	EPS
2008	EUR 5.43	-3.15	-8.00c
2007	EUR 4.92	-2.22	-7.00c
2006	EUR 4.49	-1.06	-3.00c

Dividends

Interim	Final	Annual
---------	-------	--------

www.directorsdeals.com



United Kingdom

Braemar Group

www.braemar-group.co.uk

Directors Deals

Monitoring & Analysis

Company Snapshot Dated: Friday, 7 Nov, 2008

Fundamentals

Market Cap: £3.69 million
 Year End: 31 - Mar
 P/E:
 Dividend Yield:
 Listing Date: 20-May-2004

Listings

EPIC: **BRG GB**
 SEDOL: B012XS3
 Shares In Issue: 163.8 million
 Current Price: **£0.02**
 Traded In: GB, DE

Ordinary Shares

Trade Bulletin (Traded YESTERDAY, Thursday)

Maximum Significance: 44

Total bought: **£22,739**

★★★★★
 £6,733

Jonathan Murphy **bought 333,333 @ £0.02**, holding has increased 26% to 1,634,694.

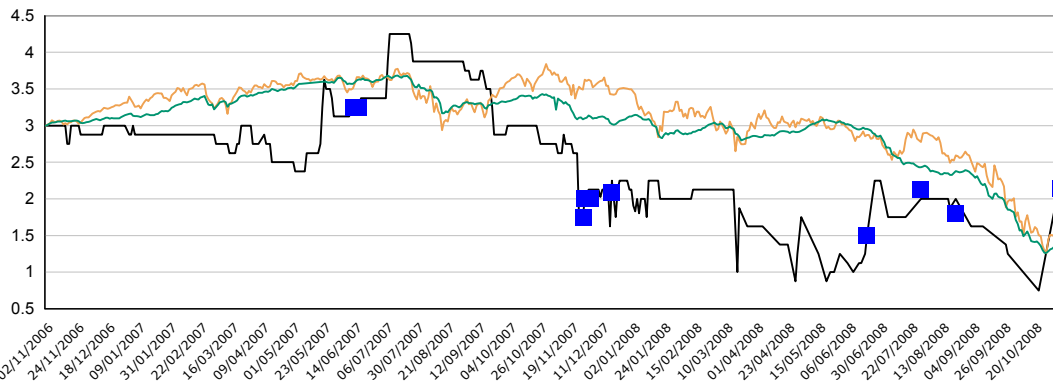
★★★★★
 £9,273

Marc Duschenes **bought 433,334 @ £0.02**, holding has increased 1% to 32,876,666.

★★★★★
 £6,733

William Robinson **bought 333,333 @ £0.02**, holding has increased 7% to 4,973,334.

Share performance since (Index & ICB Sector rebased) 2-Nov-2006



Price
 AIM
 Financial Serv.
 Close Period
 BUY
 Subscribe
 SELL
 SP-X
 Multiple

Results Dates

	Last	Next
INTERIM	6-Nov-08	6-Nov-09
FINAL	18-Jun-08	18-Jun-09

The Board and their Holdings (Percent of shares in issue)

⌘ = Other Directorships held

Executive	Total Holding: 39,484,694 (24.11%)	Score	Holding	GBP Value	Last traded
1 Robinson, William.Martin Chairman		42	4.97m (3.036%)	£0.11m	1 ↑ Nov-08
2 Duschenes, Marc.Joel Chief Executive		73	32.88m (20.1%)	£0.74m	2 ↑ Nov-08
3 Murphy, Jonathan Finance Director		33	1.63m (0.998%)	£0.04m	0 ↑ Nov-08
Non-Executive	Total Holding: 2,975,000 (1.82%)	Score	Holding	GBP Value	Last traded
4 McFarland, Anthony.Basil.Sco		30	2.98m (1.816%)	£0.07m	1 ↑ Jul-08

History (Discretionary trades only)

F = Former, P = Person Dispensing Managerial Responsibility, SP-X = Sale Post Exercise

Directors announcing trades today

Duschenes, Marc 22-Aug-08 BUY 200,000 @ £0.02
 Duschenes, Marc 15-Aug-08 BUY 1,250,000 @ £0.02
 Duschenes, Marc 29-Jul-08 BUY 125,000 @ £0.02
 Duschenes, Marc 4-Jul-08 BUY 250,000 @ £0.02
 Duschenes, Marc 27-Jun-08 BUY 500,000 @ £0.03
 Directors: 1,2,3 19-Jun-08 BUY 525,000 @ £0.02
 Duschenes, Marc 15-Feb-08 BUY 6,080,000 @ £0.02
 Duschenes, Marc 11-Jan-08 BUY 100,000 @ £0.02
 Directors: 1,2 18-Dec-07 BUY 500,000 @ £0.02

Other Directors

McFarland, Anthony 29-Jul-08 BUY 125,000 @ £0.02
 McFarland, Anthony 18-Jun-08 BUY 100,000 @ £0.02
 McFarland, Anthony 23-Nov-07 BUY 250,000 @ £0.02
 McFarland, Anthony 23-Aug-06 SELL 150,000 @ £0.03
 McFarland, Anthony 11-Aug-06 BUY 150,000 @ £0.03
 Maclean, David 30-Mar-06 BUY 140,000 @ £0.04

Financial Results

Dividends

Year	Turnover (m)	PBT (m)	EPS	Interim	Final	Annual
2008	GBP 1.26	-0.45	-0.31p			
2007	GBP 2.37	-0.19	-0.16p			
2006	GBP 0.27	-0.30	-0.84p			

www.directorsdeals.com